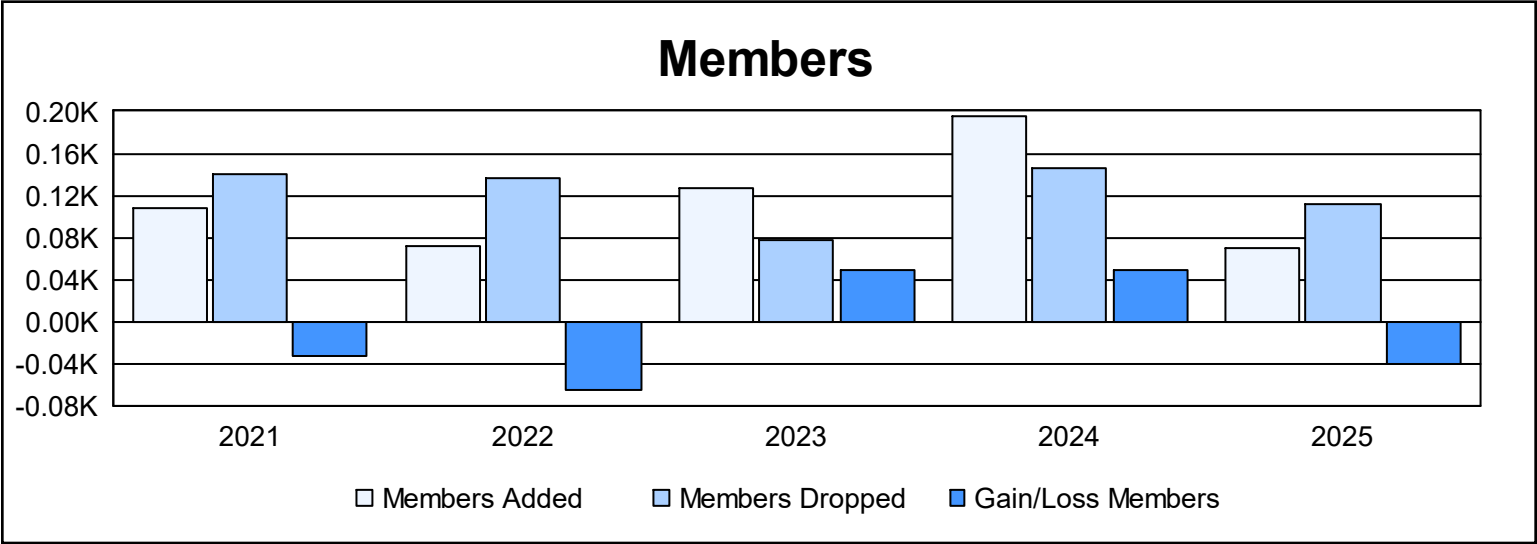
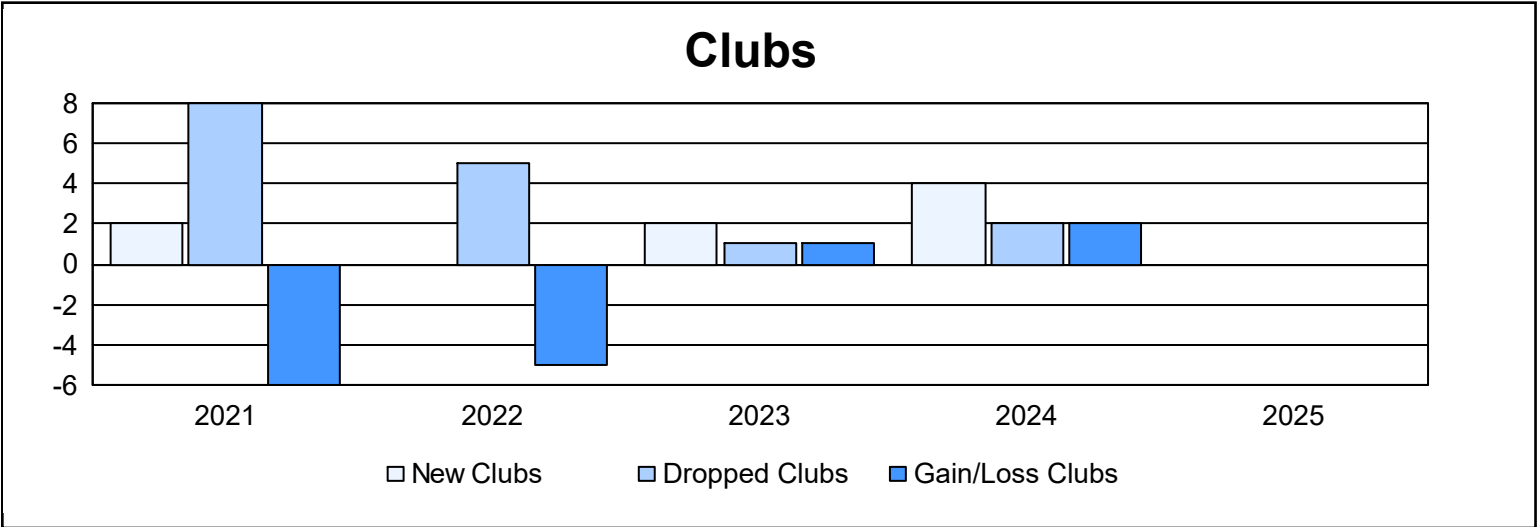
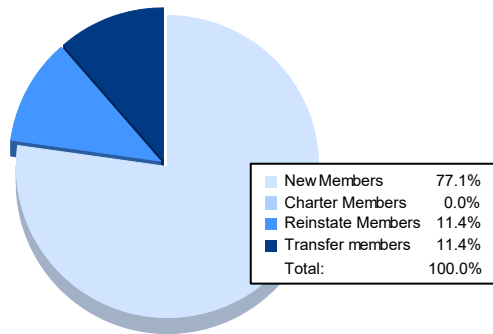


| Year | New Clubs | Dropped Clubs | Gain/ Loss Clubs | New Members | Charter Members | Reinstate Members | Transfer Members | Total Member Added | Total Members Dropped | Gain/ Loss Members |
|-----------|-----------|---------------|------------------|-------------|-----------------|-------------------|------------------|--------------------|-----------------------|--------------------|
| 2020-2021 | 2 | 8 | -6 | 24 | 69 | 10 | 4 | 107 | 140 | -33 |
| 2021-2022 | 0 | 5 | -5 | 41 | 13 | 11 | 6 | 71 | 136 | -65 |
| 2022-2023 | 2 | 1 | 1 | 47 | 63 | 14 | 2 | 126 | 78 | 48 |
| 2023-2024 | 4 | 2 | 2 | 74 | 99 | 22 | 0 | 195 | 146 | 49 |
| 2024-2025 | | | | 54 | 0 | 8 | 8 | 70 | 111 | -41 |
| Average | 2 | 4 | -2 | 48 | 49 | 13 | 4 | 114 | 122 | -8 |



Membership Composition

June 2025 Cumulative



Gender Composition

June 2025 Cumulative

